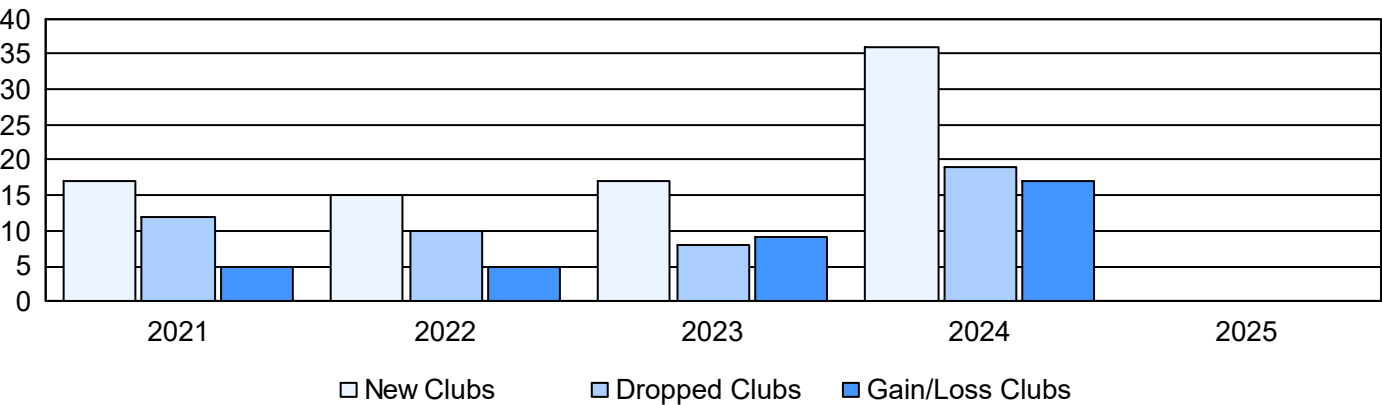
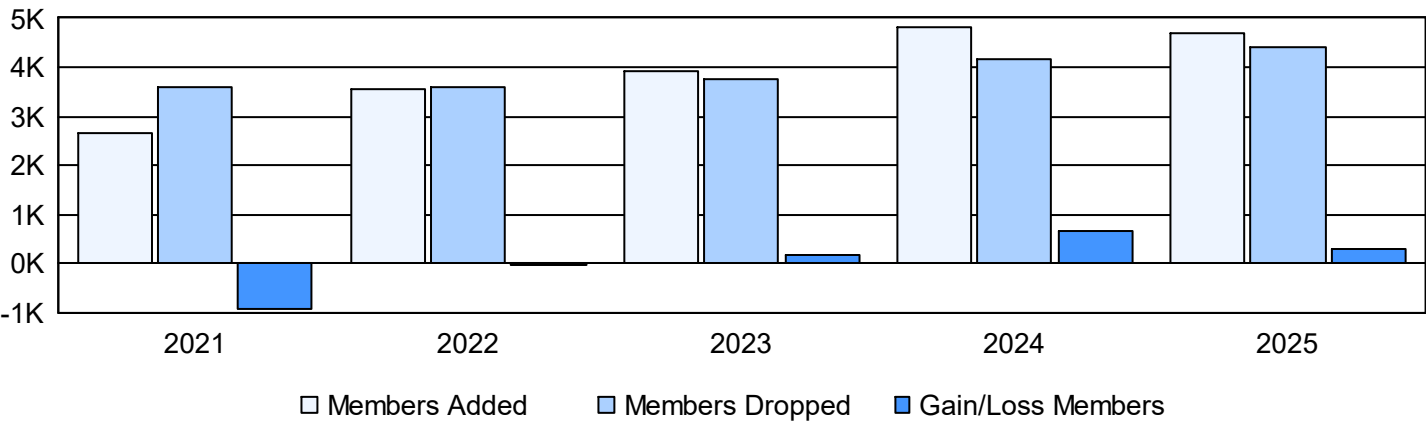


| Year      | New Clubs | Dropped Clubs | Gain/ Loss Clubs | New Members | Charter Members | Reinstate Members | Transfer Members | Total Member Added | Total Members Dropped | Gain/ Loss Members |
|-----------|-----------|---------------|------------------|-------------|-----------------|-------------------|------------------|--------------------|-----------------------|--------------------|
| 2020-2021 | 17        | 12            | 5                | 1,806       | 476             | 138               | 227              | 2,647              | 3,583                 | -936               |
| 2021-2022 | 15        | 10            | 5                | 2,726       | 474             | 107               | 246              | 3,553              | 3,596                 | -43                |
| 2022-2023 | 17        | 8             | 9                | 3,018       | 492             | 92                | 334              | 3,936              | 3,770                 | 166                |
| 2023-2024 | 36        | 19            | 17               | 3,278       | 989             | 226               | 320              | 4,813              | 4,158                 | 655                |
| 2024-2025 |           |               |                  | 3,217       | 741             | 321               | 396              | 4,675              | 4,399                 | 276                |
| Average   | 21        | 12            | 9                | 2,809       | 634             | 177               | 305              | 3,925              | 3,901                 | 24                 |

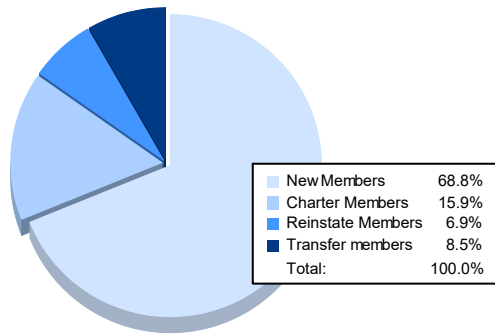
Clubs



Members



### Membership Composition June 2025 Cumulative



### Gender Composition June 2025 Cumulative

